

# EOLOS

## TRUSTED BY FARMERS WORLDWIDE FOR OVER 25 YEARS

**“Using Eurodrip Eolos drip irrigation, I achieved 15% higher yields,  
irrigated 2.5 times more area with the same amount of water,  
and saved 65% in energy costs compared to sprinkler irrigation”**

Mehmet Bakim, 300 ha sugar beet grower, Turkey



## EOLOS

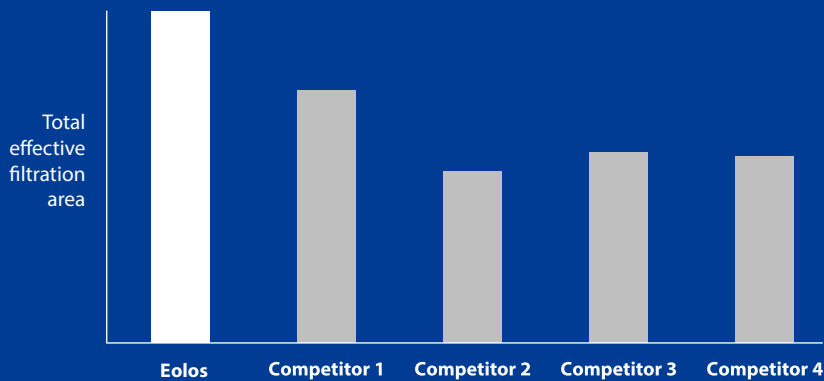
Thin & Heavy Wall Drip Line

<b>Drip Line</b>	EOLOS
<b>Flow Rates (l/h)</b>	0.8, 1.2, 1.5, 2.4, 3.6
<b>Standard Emitter Spacings</b>	15 - 100 cm (depending on wall thickness and flow rate)
<b>Nominal Drip Line Diameter (mm)</b>	12, 16, 17, 22, 23
<b>Drip Line Wall Thickness</b>	16 mm: 5, 6, 8, 10, 12, 15, 18, 25, 30, 35, 40 mil 17 mm: 25, 30, 35 mil 22 mm: 8, 10, 12, 15, 18 mil 23 mm: 25 mil
<b>Outlet</b>	Hole / flap outlet

[www.eurodrip.com](http://www.eurodrip.com)

# TRUSTED: OUTSTANDING CLOGGING RESISTANCE


## INLET FILTER COMPARISON



## INLET FILTERS

Eurodrip Eolos features one of the largest inlet filters for flat drip emitters on the market.

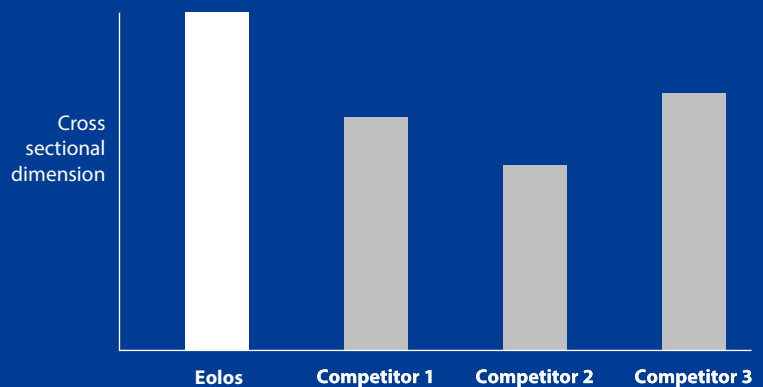
The additional filtration area provides outstanding protection against clogging.



## LABYRINTH

Regardless of how good an emitter's inlet filters are, inevitably some particles will enter the labyrinth. When this occurs, it is important to have a large cross section (width x height) so the particles can pass easily and not clog the emitter.

Once again, Eurodrip Eolos design has one of the largest labyrinth cross sections on the market.



Based on 1.2 l/h emitter or closest equivalent

## EOLOS Technical Data | 16 mm

Nominal Ø	Wall Thickness	Internal Ø	Outside Ø	Nominal Flow Rate at 1.0 bar pressure	Maximum Operating Pressure	Roll Length (according to emitter spacing)	Maximum Run Length (10% FV) x spacing between Emitters (cm)							
							15	20	25	30	40	50	60	75
(mm)	(mil)	(mm)	(mm)	(l/h)	(bar)	(m)	(m)	(m)	(m)	(m)	(m)	(m)	(m)	(m)
16	5	16.1	16.37	0.8	0.8	2700 (15 cm) 2800 (20 cm) 2900 (25 cm) 3000 (≥30 cm)	98	121	142	161	197	230	260	302
16				1.2			74	91	108	122	149	174	197	229
16				1.5			64	79	93	106	129	151	170	198
16				2.4			49	60	70	80	98	114	128	149
16				3.6			35	44	52	58	72	84	95	110
16	6	16.1	16.40	0.8	1.0	2300 (15 cm) 2400 (20 cm) 2500 (25 cm) 2600 (≥30 cm)	98	122	143	162	198	232	262	305
16				1.2			74	91	108	122	149	174	197	229
16				1.5			64	79	93	106	129	151	170	198
16				2.4			49	60	71	80	98	114	129	150
16				3.6			36	44	52	59	72	84	95	111
16	8	16.1	16.50	0.8	1.2	2200 (15 cm) 2300 (20 cm) 2400 (25 cm) 2500 (≥30 cm)	100	124	146	166	203	237	268	311
16				1.2			76	94	110	125	153	179	202	236
16				1.5			64	79	93	106	129	151	170	198
16				2.4			51	62	73	83	101	118	133	155
16				3.6			36	44	52	59	72	85	95	111
16	10	16.1	16.60	0.8	1.4	1800 (15 cm) 2000 (20 cm) 2100 (25 cm) 2300 (≥30 cm)	101	125	147	167	204	238	269	313
16				1.2			76	94	110	125	153	179	202	236
16				1.5			64	79	93	106	129	151	170	198
16				2.4			51	62	73	83	102	119	134	155
16				3.6			36	44	52	59	72	85	96	112
16	12	16.1	16.70	0.8	1.5	1300 (15 cm) 1400 (20 cm) 1500 (25 cm) 1700 (≥30 cm)	101	125	147	167	204	238	269	314
16				1.2			76	94	110	125	153	179	202	236
16				1.5			67	83	97	110	135	157	178	207
16				2.4			51	63	73	83	102	119	134	156
16				3.6			36	44	52	59	73	85	96	112
16	15	16.1	16.85	0.8	1.8	1050 (15 cm) 1150 (20 cm) 1200 (25 cm) 1300 (30< cm)	101	125	148	168	205	240	271	315
16				1.2			76	94	110	125	153	179	202	236
16				1.5			67	83	97	110	135	157	178	207
16				2.4			51	63	74	84	102	119	134	157
16				3.6			36	45	52	60	73	85	97	113
16	18	16.1	17.00	0.8	2.0	800 (15 cm) 900 (20 cm) 950 (25 cm) 1000 (≥30 cm)	102	126	148	168	206	240	272	316
16				1.2			76	94	110	125	153	179	202	236
16				1.5			67	83	97	110	135	157	178	207
16				2.4			51	63	74	84	102	119	135	157
16				3.6			36	45	53	60	73	86	97	113
16	25	14.2	15.48	0.8	2.5	700 (15 cm) 750 (20 cm) 800 (25 cm) 850 (≥30 cm)t	88	109	128	145	177	206	233	272
16				1.2			62	76	90	102	124	145	164	191
16				1.5			52	64	76	86	105	122	138	161
16				2.4			42	51	60	68	84	97	110	128
16				3.6			31	39	45	52	63	74	83	97
16	30	13.8	15.30	0.8	3.5	600 (≥30 cm)	85	105	123	139	170	199	225	261
16				1.2			59	73	86	97	118	138	156	182
16				1.5			50	61	72	82	100	116	131	153
16				2.4			40	49	58	66	80	94	106	122
16				3.6			30	37	44	49	60	71	80	93
17	25	16.1	17.38	0.8	2.5	700 (15 cm) 750 (20 cm) 800 (25 cm) 850 (≥30 cm)	101	124	146	167	204	238	269	314
17				1.2			76	94	110	125	153	179	202	236
17				1.5			64	79	93	106	129	151	170	198
17				2.4			51	63	74	84	103	120	136	158
17				3.6			36	45	53	60	74	86	97	113
17	35	16.1	17.90	2.4	3.0	430 (15 cm) 450 (20 cm) 470 (25 cm) 500 (≥30 cm)	51	63	75	85	103	121	136	158
17				3.6			36	45	53	60	74	86	98	114

# EOLOS Technical Data | 22 & 23 mm

Nominal Ø	Wall Thickness	Internal Ø	Outside Ø	Nominal Flow Rate at 1.0 bar pressure	Maximum Operating Pressure	Roll Length (according to emitter spacing)	Maximum Run Length (10% FV) x spacing between Emitters (cm)							
							15	20	25	30	40	50	60	75
(mm)	(mil)	(mm)	(mm)	(l/h)	(bar)	(m)	(m)	(m)	(m)	(m)	(m)	(m)	(m)	
22	8	22.2	22.60	0.8	1.0	1300 (15 cm) 1400 (20 cm) 1500 (25 cm) 1600 (≥30 cm)	170	211	249	284	349	408	463	540
22				127			158	187	213	261	306	347	404	
22				112			139	164	187	230	269	305	356	
22				84			105	123	140	172	201	227	265	
22				59			74	87	100	122	144	163	190	
22	10	22.2	22.70	0.8	1.3	1100 (15 cm) 1200 (20 cm) 1300 (25 cm) 1400 (≥30 cm)	170	212	251	286	352	412	467	544
22				127			158	186	212	261	305	346	404	
22				111			139	164	187	230	269	305	355	
22				85			105	124	141	173	202	229	266	
22				59			74	88	100	123	144	164	191	
22	12	22.2	22.80	0.8	1.4	950 (15 cm) 1050 (20 cm) 1150 (25 cm) 1250 (≥30 cm)	171	213	251	287	352	412	468	545
22				127			158	186	212	261	305	346	404	
22				111			139	164	187	230	269	305	355	
22				85			105	124	141	173	202	229	267	
22				59			74	88	100	123	145	164	191	
22	15	22.2	22.94	0.8	1.6	800 (15 cm) 900 (20 cm) 1000 (25 cm) 1100 (30< cm)	171	213	252	288	354	414	470	548
22				127			158	186	212	261	305	346	404	
22				111			139	164	187	230	269	305	355	
22				85			105	124	142	174	203	230	268	
22				60			74	88	100	124	145	164	192	
22	18	22.2	23.10	0.8	1.8	500 (15 cm) 600 (20 cm) 650 (25 cm) 700 (≥30 cm)	172	214	253	289	355	415	471	549
22				127			158	186	212	261	305	346	404	
22				111			139	164	187	230	269	305	355	
22				85			106	125	142	174	204	230	269	
22				60			75	88	101	124	145	165	192	
23	25	22.2	23.48	0.8	2.0	350 (15 cm) 400 (20 cm) 450 (25 cm) 500 (≥30 cm)	120	150	177	202	248	291	329	384
23				111			139	164	187	230	269	305	355	
23				85			106	125	142	174	204	231	269	

EOLOS



This literature has been compiled for worldwide circulation and the descriptions, photos, and information are for general purpose use only. Please consult with an irrigation specialist and technical specifications for proper use of products. Because some products are not available in all regions, please contact your local dealer for details. Every effort has been used to ensure that product information, including data sheets, schematics, manuals and brochures are correct. However, information should be verified before making any decisions based on this information. Eurodrip reserves the right to change specifications and the design of all products without notice.